

GPX SERIES Outdoor Lighting

GPX-22-75W-MCTP-A1
POST DISK LIGHT WITH SLIP FITTER

MCTP Multi Color Temperature & Multi Power/Wattage (Selectable)

WESTGATE
THE FUTURE IS HERE...AND IT'S QUITE BRIGHT!

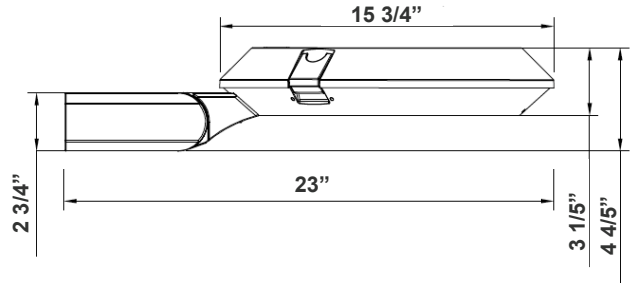
Customer Name: _____

Project Name: _____

Note: _____ | Type: _____



SLIP FITTER



23" (W) X 4 4/5" (H)
Inside Diameter: 2 3/4"

Ideal for airports, auto dealerships, corporate offices, education, government, healthcare, industrial warehouses, municipal parking, gas stations, convenient stores, recreation and public venues, restaurants, hospitality, retail and grocery stores.

Features

- Aluminum Housing ,Outdoor Powder Coated
- 7-Year Warranty
- Multi CCT and Power: Selectable Switch Inside Of The Fixture

Technical Specifications

Electrical:

- Voltage: 100-277V AC 50/60Hz
- Wattage: 22W/37W/56W/75W
- Power Factor: 0.95
- Efficacy: 137LM/W

Mechanical:

- Aluminum Housing , Outdoor Powder Coated
- Adjustable Slip Fitter Mount Fits on up to 2-3/8" Poles/ Arms
- Programmable Bi-Level Motion Sensor & Emergency Backup Options
- Operating Temperature: -86°F~122°F
- IP Rating: IP66, Suitable for Wet Locations
- 7-Year Warranty

Lighting:

- Multi CCT and Power: Selectable Switch Inside Of The Fixture
- Dimmable: 0~10V Dimming
- LED: SMD 3030
- Total Lumens: 10275LM Max.
- Color Temperature: 3000K/4000K/5000K
- Color Rendering index: >70
- Beam Angle: Type V (150° X 150°)
- Lifespan: 70000 Hrs.

Applications:

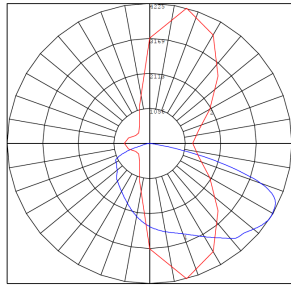
- Ideal For Garden, Amusement Park, Residential Quarter , Industrial Park And Pedestrian street.



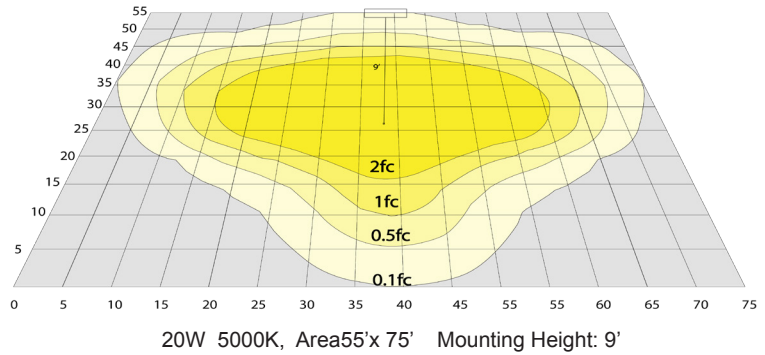
Phone: (877) 805-2252 | Fax: (877) 805-2252
www.westgatemfg.com



Photometrics: GPX-22-75W-MCTP-A1



BUD Rating: B1-U1-G0



Other Views:



Slip Fitter



Lens View



Top View

Performance Table: GPX-22-75W-MCTP-A1

MODEL NO.	Wattage	Voltage	Lumens	Color Temp.	BUG Rating	LPW
GPX-22-75W-MCTP-A1	22W 37W 56W 75W	120-277V	3014LM 5069LM 7672LM 10275LM	3000K 4000K 5000K	B1-U1-G0	137

Sample Ordering

Model	Min. Watt	Max. Watt	Color Temp.	Mount
GPX	22	75W	MCTP	SF

Factory Installed Options:

Blank = No Option
 OPT-EM-OD2INT = INTERNAL EMERGENCY BACK UP BATTERY
 OPT-3MPC = MICROWAVE PHOTOCELL
 OPT-CLR-95(BK/GR/SR/WH) = COLOR PAINT
 OPT-SEN-3MR-3 = BI-LEVEL MICROWAVE SENSOR
 WEC-8RC = REMOTE CONTROL
 OPT-WP-480V = 480V OPTION
 OPT-GPX-LENS-TYPE2S = FACTORY- INSTALLED TYPE 2 LENS
 OPT-GPX-LENS-TYPE3S = FACTORY- INSTALLED TYPE 3 LENS
 OPT-GPX-LENS-FL = FACTORY- INSTALLED FROSTED GLASS LENS

FACTORY INSTALLED OPTIONS:



COLOR CHART: * Choose from one of our Premium Colors with no set-up fee.

Gloss:



Hammer:



Texture:



Vein:

